



Lenovo RackSwitch G7052

Product Guide

The Lenovo RackSwitch G7052 is a low-cost, entry-level Layer 2 1/10 Gb Ethernet switch that is designed for the data center. Data center customers continue to deploy applications by using 1 GbE networking switches while 10 GbE continues to grow upstream in the network as clients require greater I/O bandwidth. The RackSwitch G7052 is an ideal solution for data center customers who need an economical 1 Gb and 10 Gb connectivity solution.

The RackSwitch G7052 (see Figure 1) is a top-of-rack data center switch that delivers excellent non-blocking, wire speed performance at an attractive price point. It supports 48x 10/100/1000BASE-T RJ-45 ports and four 10 Gigabit Ethernet SFP+ ports standard, while typically using only 76 watts of power. The RackSwitch G7052 is also designed with rear-to-front airflow, which allows for flexible mounting of the switch in a rack cabinet and provides convenient cable management and significant savings in cooling costs.



Figure 1. Lenovo RackSwitch G7052

Did you know?

The RackSwitch G7052 is designed with performance in mind with latency at 3.3 microseconds.

The RackSwitch G7052 supports an optional external redundant power supply with the Lenovo RackSwitch G7000 Redundant Power Supply (RPS) option.

The RackSwitch G7052 is designed specifically for the data center environment with server-matching airflow, cost-effective Layer 2 switching, and ease of configuration management.

Networking Operating System software features deliver seamless, standards-based integration into existing upstream switches.

Part number information

The part numbers to order the switch and other options are listed in the following table.

Table 1. Part numbers and feature codes for ordering

Description	Part number	Feature code for MTM 7159-HCT
Switch		
Lenovo RackSwitch G7052 (Rear to Front)	7159CAX	AT0A
Redundant power supply and DC cables		
Lenovo RackSwitch G7000 Redundant Power Supply	00AY123	A4BZ
Lenovo RackSwitch G7000 1.8m DC to DC RPS Power Cable	00AY121	A4C0
Miscellaneous options		
Console Cable Kit Spare (RJ45/DB9)	90Y9462	A2MG
Lenovo RackSwitch Adjustable 19-inch 4 Post Rail Kit	00D6185	A3KP
Air Inlet Duct for 382 mm RackSwitch	00D6062	A3HG

The part number for the G7052 switch (7159CAX) includes the following items:

- One Lenovo RackSwitch G7052 (rear-to-front airflow)
- Generic Rack Mount Kit (2-post)
- Power Cord Retention Clip
- RJ-45 to DB-9 serial cable (1.8 m)
- Warranty Flyer
- Important Notices Flyer
- Documentation CD-ROM

Note: Power cables are not included and must be ordered separately (for more information, see Table 2).

The switch comes standard with the 1.8 m RJ-45 to DB-9 serial management cable. More 1.8 m RJ-45 to DB-9 serial management cables can be ordered as a part of the Console Cable Kit (part number 90Y9462) if required.

The Console cable Kit contains the following cables:

- RJ-45 to RJ-45
- Mini-USB to RJ-45
- DB-9 to RJ-45

Lenovo offers the Lenovo RackSwitch G7000 Redundant Power Supply for those customers who require redundant power. The power supply can support up to four Lenovo RackSwitch G7028 or G7052 switches. The G7000 Redundant Power Supply (RPS) is shown in the following figure.



Figure 2. Lenovo RackSwitch G7000 Redundant Power Supply

The part number for the G7000 Redundant Power Supply (00AY123) includes the following items:

- One Lenovo RackSwitch G7000 Redundant Power Supply (rear-to-front airflow)
- Two 1.8 m DC to DC power cables

- Generic Rack Mount Kit (2-post)
- Power Cord Retention Kit
- Warranty Flyer
- Important Notices Flyer
- Documentation CD-ROM
-

The G7000 RPS option comes standard with two 1.8 m DC to DC power cables. More DC to DC power cables (part number 00AY121; each part number contains one cable) can be ordered, if needed.

The G7052 switch and G7000 RPS option support optional adjustable 19-inch, 4-post rack installation kit, part number 00D6185. In addition, Air Inlet Duct, part number 00D6062, can be ordered with the G7052 switch or G7000 RPS option for 4-post rack installations, if needed.

The G7052 switch and G7000 RPS option ship standard without any AC power cables. The part numbers and feature codes to order the power cables are listed in the following table.

Table 2. Power cables

Description	Part number	Feature code for MTM 7159-HCT
Rack power cables		
1.5m, 10A/100-250V, C13 to IEC 320-C14 Rack Power Cable	39Y7937	6201
2.8m, 10A/100-250V, C13 to IEC 320-C20 Rack Power Cable	39Y7938	6204
4.3m, 10A/100-250V, C13 to IEC 320-C14 Rack Power Cable	39Y7932	6263

Country-specific power cords		
European 10A line C13 to CEE 7/7 (2.8M)	39Y7917	6212
Denmark 10A line C13 to DK2-5A (2.8M)	39Y7918	6213
Switzerland 10A line C13 to SEV 1011 (2.8M)	39Y7919	6216
Israel 10A line C13 to SI 32 (2.8M)	39Y7920	6218
South Africa 10A line C13 to SABS 164/1 (2.8M)	39Y7922	6214
United Kingdom 10A line C13 to BS 1363 (2.8M)	39Y7923	6215
Australia/NZ 10A line C13 to SAA-AS C112 (2.8M)	39Y7924	6211
Korea 7A line C13 to KETI 15A/250V (2.8M)	39Y7925	6219
India 6A line C13 to Fig 68 (2.8M)	39Y7927	6269
China 6A line C13 to GB 2099.1 (2.8M)	39Y7928	6210
Brazil 10A line C13 to NBR 6147 (2.8M)	39Y7929	6223
Argentina 10A line C13 to IRAM 2063 (2.8M)	39Y7930	6222
Power Cord Taiwan AC plug 10A/250V, 2.8M	00CG265	A53E
Power Cord Taiwan AC plug 15A/125V, 2.8M	00CG267	A53F
10A/250V C13 to NEMA 6-15P 2.8m power cord	46M2592	A1RF
Japan 10A/100V C13 to JIS C-8303 2.8m power cord	46M2593	A1RE

Supported cables and transceivers

With the flexibility of the G7052 switch, clients can use the technologies that they require for the following environments:

- For 1 GbE links, you can use RJ-45 UTP cables up to 100 meters. Clients that need longer distances can use the SFP/SFP+ ports by using a 1000BASE-SX transceiver, which can drive distances up to 220 meters by using 62.5 μ multi-mode fiber and up to 550 meters with 50 μ multi-mode fiber or the 1000BASE-LX transceivers that support distances up to 10 kilometers by using single-mode fiber (1310 nm).
- For 10 GbE (supported on SFP+ ports), clients can use direct-attached copper (DAC) SFP+ cables for in-rack cabling for distances up to 7 meters. These DAC cables have SFP+ connectors on each end and they do not need separate transceivers. For longer distances, the 10GBASE-SR transceiver can support distances up to 300 meters over OM3 multimode fiber or up to 400 meters over OM4 multimode fiber with LC connectors. The 10GBASE-LR transceivers can support distances up to 10 kilometers on single mode fiber with LC connectors.
-

The supported SFP/SFP+ and DAC cable options are listed in the following table.

Table 3. Supported SFP/SFP+ transceivers and DAC cables

Description	Part number	Feature code (MTM 7159-HCT)	Maximum quantity supported
SFP transceivers - 1 GbE			
Lenovo 1000BASE-T SFP Transceiver (does not support 10/100 Mbps)	00FE333	A5DL	4
Lenovo 1000BASE-SX SFP Transceiver	81Y1622	3269	4
Lenovo 1000BASE-LX SFP Transceiver	90Y9424	A1PN	4
SFP+ transceivers - 10 GbE			
Lenovo 10GBASE-SR SFP+ Transceiver	46C3447	5053	4
Lenovo 10GBASE-LR SFP+ Transceiver	90Y9412	A1PM	4
Optical cables for 1 GbE SFP SX and 10 GbE SFP+ SR transceivers			
Lenovo 0.5m LC-LC OM3 MMF Cable	00MN499	ASR5	4
Lenovo 1m LC-LC OM3 MMF Cable	00MN502	ASR6	4
Lenovo 3m LC-LC OM3 MMF Cable	00MN505	ASR7	4
Lenovo 5m LC-LC OM3 MMF Cable	00MN508	ASR8	4
Lenovo 10m LC-LC OM3 MMF Cable	00MN511	ASR9	4
Lenovo 15m LC-LC OM3 MMF Cable	00MN514	ASRA	4
Lenovo 25m LC-LC OM3 MMF Cable	00MN517	ASRB	4
Lenovo 30m LC-LC OM3 MMF Cable	00MN520	ASRC	4
SFP+ passive direct-attach cables - 10 GbE			
Lenovo 0.5m Passive SFP+ DAC Cable	00D6288	A3RG	4
Lenovo 1m Passive SFP+ DAC Cable	90Y9427	A1PH	4
Lenovo 1.5m Passive SFP+ DAC Cable	00AY764	A51N	4
Lenovo 2m Passive SFP+ DAC Cable	00AY765	A51P	4
Lenovo 3m Passive SFP+ DAC Cable	90Y9430	A1PJ	4
Lenovo 5m Passive SFP+ DAC Cable	90Y9433	A1PK	4
Lenovo 7m Passive SFP+ DAC Cable	00D6151	A3RH	4
SFP+ active direct-attach cables - 10 GbE			
Lenovo 1m Active SFP+ DAC Cable	95Y0323	A25A	4
Lenovo 3m Active SFP+ DAC Cable	95Y0326	A25B	4
Lenovo 5m Active SFP+ DAC Cable	95Y0329	A25C	4
Lenovo 1m Active DAC SFP+ Cable (replaces 95Y0323)	00VX111	AT2R	4
Lenovo 3m Active DAC SFP+ Cable (replaces 95Y0326)	00VX114	AT2S	4
Lenovo 5m Active DAC SFP+ Cable (replaces 95Y0329)	00VX117	AT2T	4

Benefits

The RackSwitch G7052 switch is considered particularly suited for the following clients:

- Clients who want to use GbE in their infrastructure (servers and networking)
- Clients who are implementing a virtualized environment and require multiple GbE ports
- Clients who require investment protection for 10 GbE ports
- Clients who want to reduce total cost of ownership (TCO) and improve performance while maintaining high levels of availability and security
- Clients who want to avoid or minimize oversubscription, which can result in congestion and loss of performance
- Clients who want to implement a converged infrastructure with NAS or iSCSI

The switch offers the following key benefits:

- Increases network performance
The RackSwitch G7052 provides up to 176 Gbps of switching throughput, supports four SFP+ 10 Gb uplink ports, and has a port to port latency of 3.3 microseconds.
- Lower power and exceptional cooling
The RackSwitch G7052 typically uses only 76 W of power. Unlike side-cooled switches, which can cause heat recirculation and reliability concerns, the RackSwitch G7052 switch's rear-to-front cooling design reduces data center air conditioning costs by matching airflow to the server's configuration in the rack.
- Fault tolerance
These switches learn alternative paths automatically and perform faster convergence if there is a link, switch, or power failure. The switch uses technologies, such as Virtual Link Aggregation, L2 trunk failover, and Hot Links.
- Seamless interoperability
RackSwitch switches interoperate seamlessly with other vendors' upstream switches.

Features and specifications

The G7052 switch has the following features and specifications:

- Form factor: 1U rack mount switch
- Ports:
 - A total of 48 10/100/1000 Mb Ethernet ports with RJ-45 connectors
 - Four ports for 1 Gb or 10 Gb Ethernet SFP/SFP+ transceivers (support for 1000BASE-SX, 1000BASE-LX, 1000BASE-T, 10GBASE-SR, or 10GBASE-LR) or SFP+ direct-attach copper (DAC) cables. SFP+ modules or DAC cables are not included and must be purchased separately (for more information, see Table 3).
 - One Ethernet port (RJ-45 connector) for out of band (OOB) management.
 - One RS-232 serial port (RJ-45 connector) that provides another means to configure the switch module.
 - One USB port for mass storage devices.
- Scalability and performance:
 - 10 Gb Ethernet ports for maximum network bandwidth
 - Autosensing 10/1000/1000 Gigabit Ethernet ports for bandwidth optimization
 - Non-blocking architecture with wire-speed forwarding of traffic; up to 176 Gbps of full duplex switching throughput
 - Up to 131 Million packets per second (Mpps) with switching latency of 3.3 microseconds
 - Media access control (MAC) address learning: Automatic update, support of up to 8,000 MAC addresses
 - Static and LACP (IEEE 802.3ad) link aggregation
 - Support for jumbo frames (up to 12,288 bytes)

- Broadcast/multicast storm control
 - IGMP snooping for limit flooding of IP multicast traffic
 - IGMP filtering to control multicast traffic for hosts participating in multicast groups
 - Configurable traffic distribution schemes over trunk links that are based on source or destination IP or MAC addresses, or both
 - Fast port forwarding for rapid STP convergence
- Availability and redundancy:
 - IEEE 802.1D STP for providing L2 redundancy
 - IEEE 802.1s Multiple STP (MSTP) for topology optimization; up to 32 STP instances are supported by single switch
 - IEEE 802.1w Rapid STP (RSTP) (provides rapid STP convergence for critical delay-sensitive traffic, such as voice or video)
 - Per-VLAN Rapid STP (PVRST) enhancements
 - Layer 2 Trunk Failover to support active/standby configurations of network adapter teaming on compute nodes
 - Hot Links provides basic link redundancy with fast recovery for network topologies that require Spanning Tree to be turned off
- VLAN support:
 - Port-based and protocol-based VLANs
 - Up to 4095 VLANs supported per switch (512 active VLANs), with VLAN numbers 1 - 4095 (4095 is used for management connection only)
 - 802.1Q VLAN tagging support on all ports
 - 802.1x with Dynamic VLAN assignment
 - Full private VLANs
- Virtualization: Virtual Link Aggregation support
- Security:
 - VLAN-based, MAC-based, and IP-based access control lists (ACLs)
 - 802.1x port-based authentication
 - Multiple user IDs and passwords
 - User access control
 - Radius, TACACS+, and LDAP authentication and authorization
- Quality of Service (QoS):
 - Support for IEEE 802.1p, IP ToS/DSCP, and ACL-based (MAC/IP source and destination addresses, VLANs) traffic classification and processing
 - Traffic shaping and re-marking based on defined policies
 - Eight priority queues per port for processing qualified traffic
 - Weighted random early detection with explicit congestion notification (WRED/ECN)
 - CPU priority policies (CoPP)
 - IPv4/IPv6 ACL metering
- IP v4 Layer 3 functions:
 - Host management
 - IP filtering with ACLs; up to 512 ACLs supported
 - Support for DHCP client
 - Support for IGMP snooping and IGMP relay
- IP v6 Layer 3 functions:
 - IPv6 host management
 - IPv6 filtering with ACLs
- Manageability:
 - Industry-standard CLI (isCLI)
 - Simple Network Management Protocol (SNMP V1 and V3)
 - HTTP/HTTPS browser GUI
 - Telnet interface for CLI
 - SSH and SSH v2
 - Serial interface for CLI
 - Firmware image update (TFTP and FTP)
- Monitoring:

- Switch LEDs for port status and switch module status indication
- Remote Monitoring (RMON) agent to collect statistics and proactively monitor switch performance
- Port mirroring for analyzing network traffic passing through the switch
- Change tracking and remote logging with the syslog feature

The G7000 RPS option has the following features and specifications:

- Form factor: 1U rack mount
- Power connections: Four DC connections in the rear of the rack to connect to the G7028 and G7052 switches; one AC inlet connector to connect to the power source (rack PDU or wall connector)
- Airflow: Rear-to-front cooling
- Power: Approximately 55 - 276 W, which varies depending upon operating conditions and the number and types of switches connected
- Rack installation: Generic rack-mount kit (2-post); optional flexible 4-post mounting option for the server rack and the communications rack
- LEDs: System LEDs to indicate status

Standards supported

The G7052 switch supports the following IEEE standards:

- IEEE 802.1D Spanning Tree Protocol (STP)
- IEEE 802.1s Multiple STP (MSTP)
- IEEE 802.1w Rapid STP (RSTP)
- IEEE 802.1p Class of Service (CoS) prioritization
- IEEE 802.1Q Tagged VLAN (frame tagging on all ports when VLANs are enabled)
- IEEE 802.1x port-based authentication
- IEEE 802.3 10BASE-T Ethernet
- IEEE 802.3u 100BASE-TX Fast Ethernet
- IEEE 802.3ab 1000BASE-T copper twisted-pair Gigabit Ethernet
- IEEE 802.3z 1000BASE-SX short range fiber optics Gigabit Ethernet
- IEEE 802.3z 1000BASE-LX long range fiber optics Gigabit Ethernet
- IEEE 802.3ad Link Aggregation Control Protocol
- IEEE 802.3x Full-duplex Flow Control
- IEEE 802.3ae 10GBASE-SR short range fiber optics 10 Gb Ethernet
- IEEE 802.3ae 10GBASE-LR long range fiber optics 10 Gb Ethernet
- 10GSFP+Cu SFP+ Direct Attach copper

Connectors and LEDs

The front panel of the RackSwitch G7052 is shown in the following figure.

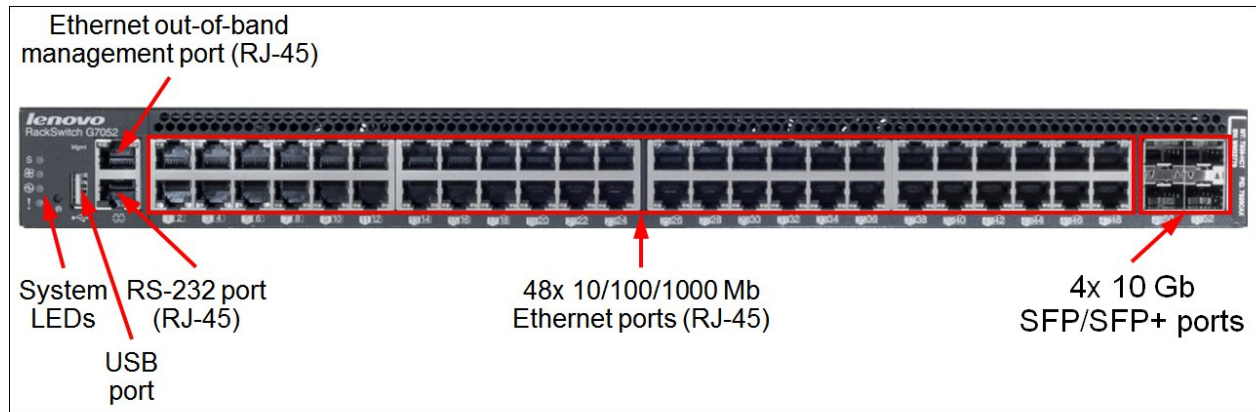


Figure 3. Front panel of the RackSwitch G7052

The front panel of the G7052 features the following components:

- LEDs that display the status of the switch module and the network.
- One RJ-45 RS-232 console port that provides another means to configure the switch module.
- A total of 48 1000BASE-T Ethernet ports for 10/100/1000 Mbps connections.
- Four SFP+ port connectors to attach SFP/SFP+ transceivers for 1 Gb or 10 Gb connections or DAC cables.
- An Ethernet link OK LED and an Ethernet Tx/Rx LED for each Ethernet port on the switch.

The rear panel of the RackSwitch G7052 is shown in the following figure.




Figure 4. Rear panel of the RackSwitch G7052

The rear panel of the G7052 features the following components:

- One AC power connector (C14)
- Three fans
- One DC power connector for power supply redundancy

The rear panel of the RackSwitch G7000 RPS option is shown in the following figure.



Figure 5. Rear panel of the RackSwitch G7000 RPS option

The rear panel of the G7000 RPS option features the following components:

- One AC power connector (C14)
- Four DC power connectors

Network cabling requirements

The network cables that can be used with the switch are listed in the following table.

Table 4. G7052 network cabling requirements

Transceiver	Standard	Cable	Connector
10 Gb Ethernet			
10GBASE-SR SFP+ Transceiver (46C3447)	10GBASE-SR	Up to 30 meters with fiber optic cables supplied by Lenovo (for more information, see Table 3); 850 nm OM3 multimode fiber cable (50 μ or 62.5 μ) up to 300 meters or up to 400 meters with OM4 multimode fiber	LC
10GBASE-LR SFP+ Transceiver (90Y9412)	10GBASE-LR	1310 nm single-mode fiber cable up to 10 km	LC
Direct attach cable	10GSFP+Cu	SFP+ DAC cables up to 7 meters (for more information, see Table 3)	SFP+
1 Gb Ethernet			
RJ-45 ports (fixed)	1000BASE-T	UTP Category 5, 5E, and 6 up to 100 meters	RJ-45
1000BASE-T SFP Transceiver (00FE333)	1000BASE-T	UTP Category 5, 5E, and 6 up to 100 meters	RJ-45
1000BASE-SX SFP Transceiver (81Y1622)	1000BASE-SX	Up to 30 meters with fiber optic cables supplied by Lenovo (for more information, see Table 3); 850 nm multimode fiber cable (50 μ or 62.5 μ) up to 550 meters	LC
1000BASE-LX SFP Transceiver (90Y9424)	1000BASE-LX	1310 nm single-mode fiber cable up to 10 km	LC
Management ports			
Ethernet management port	1000BASE-T	UTP Category 5, 5E, and 6 up to 100 meters	RJ-45
RS-232 serial console port	RS-232	DB-9-to-RJ-45 (comes standard with the switch)	RJ-45

Warranty

The RackSwitch G7052 comes with a limited 3-year hardware warranty with Next Business Day (NBD), 9x5, Customer Replaceable Unit (CRU) warranty service and includes a 3-year software license, which provides entitlement to upgrades over that period. Optional warranty and maintenance upgrades are available for the G7052 through the following Lenovo service upgrade offerings:

- Warranty service upgrades (3, 4, or 5 years):
 - 24x7 onsite repair with 2-hour target response time
 - 24x7 onsite repair with 4-hour target response time
 - 9x5 onsite repair with 4-hour target response time
- Maintenance (post-warranty) service offerings (1 or 2 years):
 - 24x7 onsite repair with 2-hour target response time
 - 24x7 onsite repair with 4-hour target response time
 - 9x5 onsite repair with 4-hour target response time
 - 9x5 onsite repair with next business day target response time

Lenovo service upgrade offerings are country-specific; that is, each country might have its own service types, service levels, response times, and terms and conditions. Not all covered types of Lenovo service upgrade offerings might be available in a particular country.

For more information about the Lenovo service upgrade offerings that are available in your country, see the ServicePac Product Selector that is available at this website:

<https://www-304.ibm.com/sales/gss/download/spst/servicepac>

The RackSwitch G7000 RPS option comes with a limited 1-year hardware warranty with Next NBD, 9x5, CRU warranty service.

Physical specifications

The G7052 switch features the following approximate dimensions and weight:

- Height: 44 mm (1.7 in.)
- Width: 440 mm (17.3 in.)
- Depth: 382 mm (15.0 in.)
- Weight: 6.1 kg (13.5 lb)

The G7000 RPS option features the following approximate dimensions and weight:

- Height: 44 mm (1.7 in.)
- Width: 440 mm (17.3 in.)
- Depth: 382 mm (15.0 in.)
- Weight: 5.4 kg (11.9 lb)

Operating environment

The G7052 switch is supported in the following operating environment:

- Temperature: 0 - 40 °C.
- Relative humidity: Non-condensing, 10 - 90%
- Altitude: 1,800 m (6,000 feet)
- Acoustic noise: Less than 65 dB
- Typical power: 76 W

The G7000 RPS option is supported in the following operating environment:

- Temperature: 0 - 40 °C.
- Relative humidity: Non-condensing, 10 - 90%
- Altitude: 1,800 m (6,000 feet)
- Acoustic noise: Less than 65 dB
- Typical power: 55 - 276 W

Typical configurations

This section describes popular configurations of the RackSwitch G7052.

Rack-optimized server aggregation of 1 GbE attached rack servers

Some of the typical deployments for the RackSwitch G7052 include Data Center Top of Rack, Low-Cost L2 connection, and remote offices for various workloads, such as email, file and print services, collaborative, web serving, and cloud.

Possible high-concentration configurations for rack or blade server implementations are shown in the following examples:

- System x® and ThinkServer® 1U or 2U servers with a 1 GbE adapter installed
- System x 4U servers with multiple 1 GbE adapters per server
- BladeCenter® or Flex System™ that uses any of the following modules in the chassis:
 - BladeCenter Layer 2/3 Copper and Fiber Gigabit Ethernet Switch Modules
 - BladeCenter Layer 2-7 Gigabit Ethernet Switch Module
 - BladeCenter 1/10 Gb Uplink Ethernet Switch Module
 - Intelligent Copper Pass-Thru Module for BladeCenter
 - Server Connectivity Module for BladeCenter
 - Flex System that uses EN2092 Ethernet modules in the chassis

The features and benefits of the RackSwitch G7052 for server aggregation are listed in the following table.

Table 5. Features and benefits of the G7052 for server aggregation

Features	Benefits
Line-rate on all 48 ports	Supports compute and virtualization workloads
Low latency	Fast application response times
Four 10 GbE uplink ports (40 Gb bandwidth to the core or upstream switch)	No oversubscription, full upstream throughput
Standards-based Layer 2 protocols, industry standard CLI	Interoperates with existing network with no learning curve

The following figure shows rack-optimized server aggregation for 1 GbE attached rack servers or a Flex System

chassis.

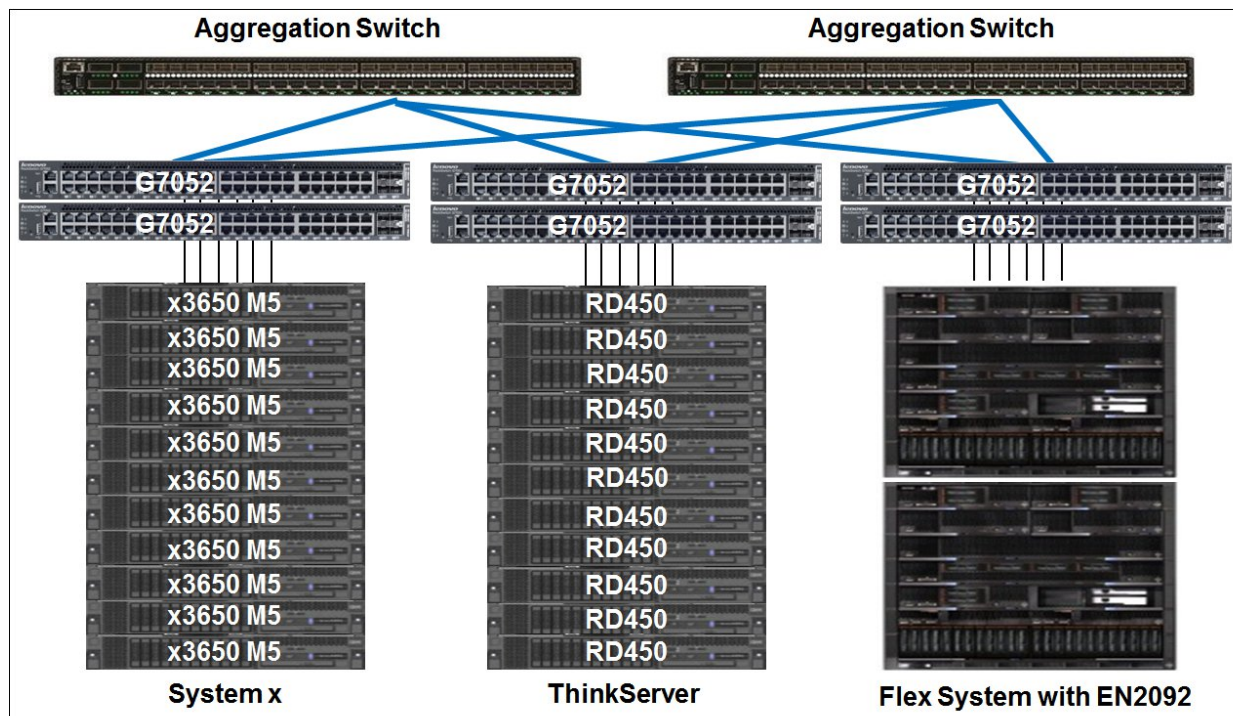


Figure 6. Rack-optimized server aggregation for 1 GbE attached rack servers or a Flex System chassis

Server 1 GbE aggregation and connection to storage

The server 1 GbE aggregation and connection to storage includes the following features:

- A good price/performance point for a data center environment with 1 Gigabit performance and investment protection for 10 GbE
- Good for connectivity to network attached storage (NAS):
 - Lenovo Storage N3310
 - Lenovo Storage N4610
- Ideal for connectivity to iSCSI:
 - Storwize V3700
 - Storwize V5000
 - Storwize V7000

NAS and iSCSI storage connectivity is shown in the following figure.

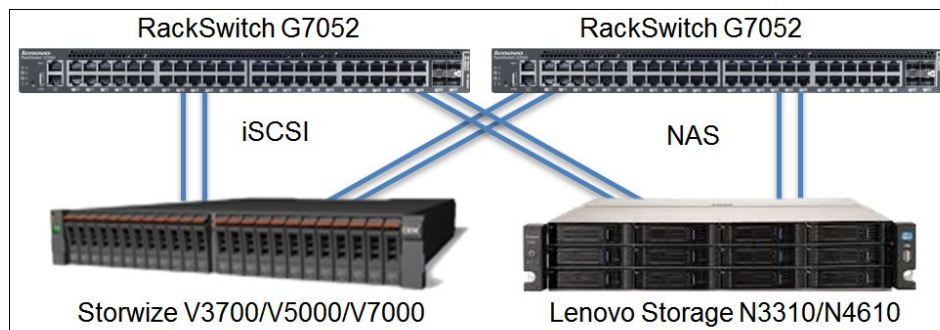


Figure 7. NAS and iSCSI storage connectivity

Related publications and links

For more information, see the following RackSwitch G7052 product publications:

- *Installation Guide*
- *Application Guide*
- *isCLI Command Reference*

These publications are available at the following website:

<http://ibm.com/support/entry/portal/Documentation>

For more information, see *US Announcement Letter 115-044*, which is available at this website:

<http://ibm.com/common/ssi/cgi-bin/ssialias?infotype=dd&subtype=ca&&htmlfid=897/ENUS115-044>

Notices

Lenovo may not offer the products, services, or features discussed in this document in all countries. Consult your local Lenovo representative for information on the products and services currently available in your area. Any reference to a Lenovo product, program, or service is not intended to state or imply that only that Lenovo product, program, or service may be used. Any functionally equivalent product, program, or service that does not infringe any Lenovo intellectual property right may be used instead. However, it is the user's responsibility to evaluate and verify the operation of any other product, program, or service. Lenovo may have patents or pending patent applications covering subject matter described in this document. The furnishing of this document does not give you any license to these patents. You can send license inquiries, in writing, to:

Lenovo (United States), Inc.
1009 Think Place - Building One
Morrisville, NC 27560
U.S.A.
Attention: Lenovo Director of Licensing

LENOVO PROVIDES THIS PUBLICATION "AS IS" WITHOUT WARRANTY OF ANY KIND, EITHER EXPRESS OR IMPLIED, INCLUDING, BUT NOT LIMITED TO, THE IMPLIED WARRANTIES OF NON-INFRINGEMENT, MERCHANTABILITY OR FITNESS FOR A PARTICULAR PURPOSE. Some jurisdictions do not allow disclaimer of express or implied warranties in certain transactions, therefore, this statement may not apply to you.

This information could include technical inaccuracies or typographical errors. Changes are periodically made to the information herein; these changes will be incorporated in new editions of the publication. Lenovo may make improvements and/or changes in the product(s) and/or the program(s) described in this publication at any time without notice.

The products described in this document are not intended for use in implantation or other life support applications where malfunction may result in injury or death to persons. The information contained in this document does not affect or change Lenovo product specifications or warranties. Nothing in this document shall operate as an express or implied license or indemnity under the intellectual property rights of Lenovo or third parties. All information contained in this document was obtained in specific environments and is presented as an illustration. The result obtained in other operating environments may vary. Lenovo may use or distribute any of the information you supply in any way it believes appropriate without incurring any obligation to you.

Any references in this publication to non-Lenovo Web sites are provided for convenience only and do not in any manner serve as an endorsement of those Web sites. The materials at those Web sites are not part of the materials for this Lenovo product, and use of those Web sites is at your own risk. Any performance data contained herein was determined in a controlled environment. Therefore, the result obtained in other operating environments may vary significantly. Some measurements may have been made on development-level systems and there is no guarantee that these measurements will be the same on generally available systems. Furthermore, some measurements may have been estimated through extrapolation. Actual results may vary. Users of this document should verify the applicable data for their specific environment.

© Copyright Lenovo 2016. All rights reserved.

This document, TIPS1269, was created or updated on May 19, 2015.

Send us your comments in one of the following ways:

- Use the online Contact us review form found at:
<http://lenovopress.com/TIPS1269>
- Send your comments in an e-mail to:
comments@lenovopress.com

This document is available online at <http://lenovopress.com/TIPS1269>.

Trademarks

Lenovo, the Lenovo logo, and For Those Who Do are trademarks or registered trademarks of Lenovo in the United States, other countries, or both. A current list of Lenovo trademarks is available on the Web at <http://www.lenovo.com/legal/copytrade.html>.

The following terms are trademarks of Lenovo in the United States, other countries, or both:

Lenovo®

ThinkServer®

BladeCenter®

System x®

Flex System™

RackSwitch™

The following terms are trademarks of other companies:

Other company, product, or service names may be trademarks or service marks of others.